

## CUSTOMER DETAILS

Name: _____	Phone: _____
Company: _____	Fax: _____
Address: _____	Mobile: _____
_____	Email: _____

## PROJECT DETAILS

Project: \_\_\_\_\_

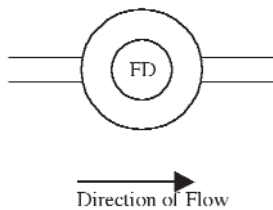
Project Location: \_\_\_\_\_

## DESIGN PARAMETERS

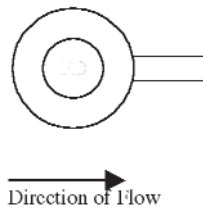
Nom. Pipe Diameter (mm) _____	Design Flow Q max (L/s) _____
Invert Level _____	Flow to be Treated Q <sub>3mth</sub> (L/s) _____
Des. Surface RL _____	Pipe Gradient _____
Depth to Invert (m) _____	

## DESIGN CONFIGURATION (circle desired layout if known or preferred)

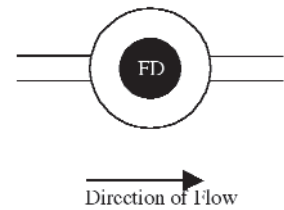
In-line Pipe



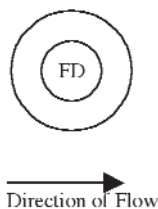
Surface Flow Inlet



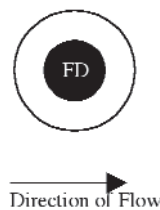
Combination



Custom In-line (show orientation)



Custom Combination (show orientation)



Additional Items (show)

## SITE DETAILS & COMMENTS